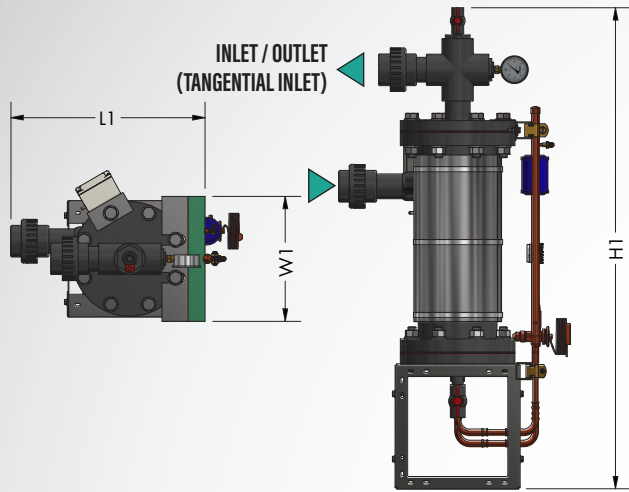




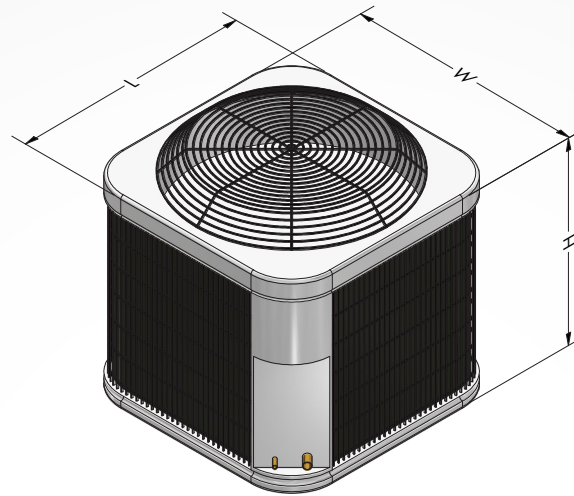
HYDROMARINE CHILLER 1.5 - 5.0 TONS - SPLIT

TITANIUM HEAT EXCHANGER FOR USE IN ALL AQUATIC CHILLING APPLICATIONS




**EVAPORATOR
PLAN VIEW**

**EVAPORATOR
FRONT VIEW**



CONDENSER DIMENSIONS



MODEL NUMBER	SPECIFICATIONS				DIMENSIONS (EVAP)			DIMENSIONS (CONDENSER)			POWER OPTIONS		
	Nominal Tonnage / BTUH	Vertical Air Discharge (CFM)	Δ PSI at max flow	Water Flow Range (GPM)	Length (L1)	Width (W1)	Max. Height (H1)	Length (L)	Width (W)	Max. Height (H)	208-230V 1 ph. MCA/MOCP	208-230V 3 ph. MCA/MOCP	460V / 3 ph. MCA/MOCP
DH-SC-1.5	1.5 / 18 000	2 050	<5	25 - 100	18"	14"	48"	25 3/4"	25 3/4"	28 11/16"	11.4 / 20	n/a	n/a
DH-SC-2	2.0 / 24 000	2 600	<5	25 - 100	18"	14"	48"	25 3/4"	25 3/4"	35 1/2"	12.2 / 20	n/a	n/a
DH-SC-2.5	2.5 / 30 000	2 750	<5	30 - 100	18"	14"	48"	31 3/16"	31 3/16"	38 7/16"	15.2 / 25	n/a	n/a
DH-SC-3	3.0 / 36 000	3 810	<5	30 - 100	18"	14"	48"	35"	35"	38 7/8"	16.7 / 25	11 / 15	5.5 / 15
DH-SC-3.5	3.5 / 42 000	3 890	<5	35 - 120	18"	14"	48"	35"	35"	32 1/16"	32.8 / 50	n/a	n/a
DH-SC-4	4.0 / 48 000	4 050	<5	40 - 120	18"	14"	63"	35"	35"	45 11/16"	32.8 / 50	20.1 / 30	9.4 / 15
DH-SC-5	5.0 / 60 000	4 260	<5	50 - 120	18"	14"	63"	35"	35"	45 11/16"	33.4 / 50	22.7 / 35	10.5 / 15

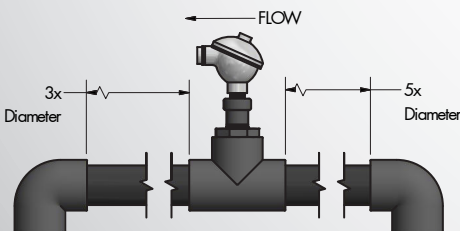
*MCA is the highest steady-state electrical current that the unit should see when operating correctly

*MOCP is the max recommended breaker size

*Nominal Tonnage based on entering water temperature of 70°F

FLOW SWITCH NOTE:

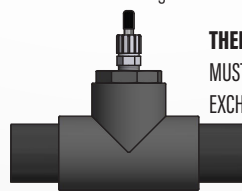
FLOW SWITCH MUST BE INSTALLED HORIZONTALLY ON INLET OR OUTLET OF HEAT EXCHANGER, WITH MINIMUM STRAIGHT PIPE DISTANCES BEFORE AND AFTER AS SHOWN IN DRAWING. OPTIONAL FACTORY MOUNT & WIRE. (SHIPPED LOOSE)



FIELD INSTALLED FLOW SWITCH

THERMOWELL NOTE:

MUST BE INSTALLED ON INLET PIPING TO HEAT EXCHANGER. (SHIPPED LOOSE)



THERMOWELL

NOTES:

- VERIFY LINE SET TUBING DIAMETERS FOR RUN AND RISER PER CARRIER IOM.
- Gr.2 TITANIUM TUBE HEAT EXCHANGER COIL
- NORMAL OPERATING AMBIENT AIR TEMPERATURE: 50 F - 115 F
- ALL CONDENSING UNITS HAVE A 14 SEER RATING.
- TOP DISCHARGE AREA SHOULD BE UNRESTRICTED FOR 48 INCHES MINIMUM
- AVOID PLACING UNIT IN DIRECT AREA OF ROOF RUNOFF OR CONSTANT WATER FLOW
- CONSULT **CARRIER** SPECIFIED CONDENSER CLEARANCES WHEN PLACING UNIT(S)
- SCH 80 PVC SHELL CONSTRUCTION WITH REMOVABLE FLANGED ENDS
- ALL 316 SS BASE AND HARDWARE
- MARINE GRADE ALUMINUM JACKET WITH SALTWATER CORROSION RESISTANT CLEAR COATING
- TEMPERATURE CONTROLLER CAN BE SET +/- 0.1° F/C. RECOMMENDED MINIMUM SETPOINT IS 50°F

OPTIONS:

- LOW AMBIENT HEAD PRESSURE SWITCH FOR OUTDOOR TEMPERATURES 0°F TO 50°F
- COMPRESSOR START ASSIST FOR APPLICATIONS WITH POSSIBLE LOW VOLTAGE ISSUES
- MARINE CONDENSER COATING FOR COASTAL APPLICATIONS
- ASME TITANIUM COIL
- EXPEDITED ASSEMBLY



Delta Hydronics

9100 Bolton Ave., Hudson, FL, 34667 (727) 861-2421 - info@deltahydro.com